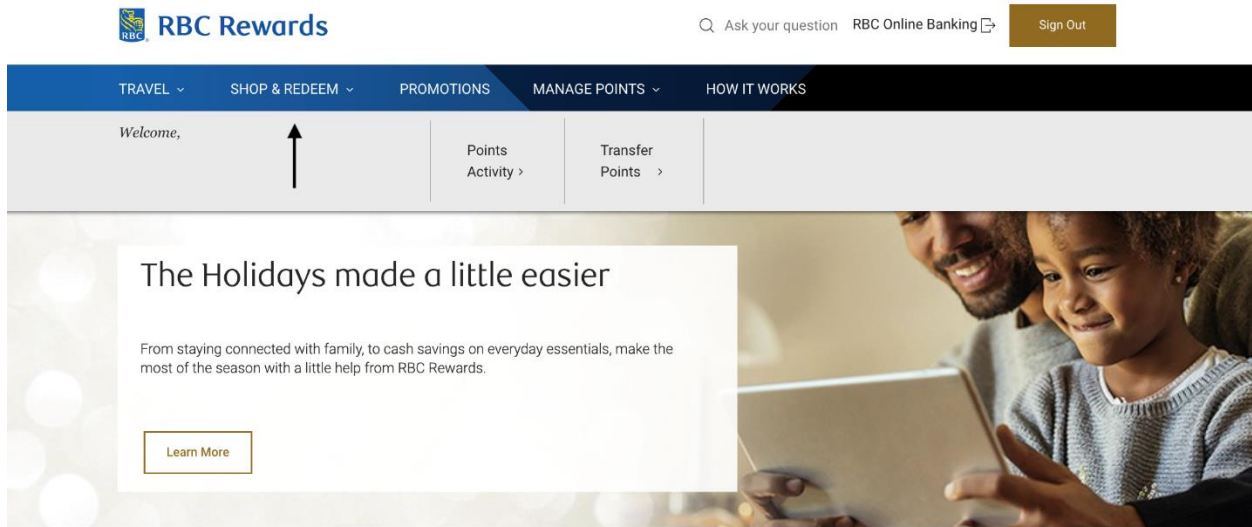
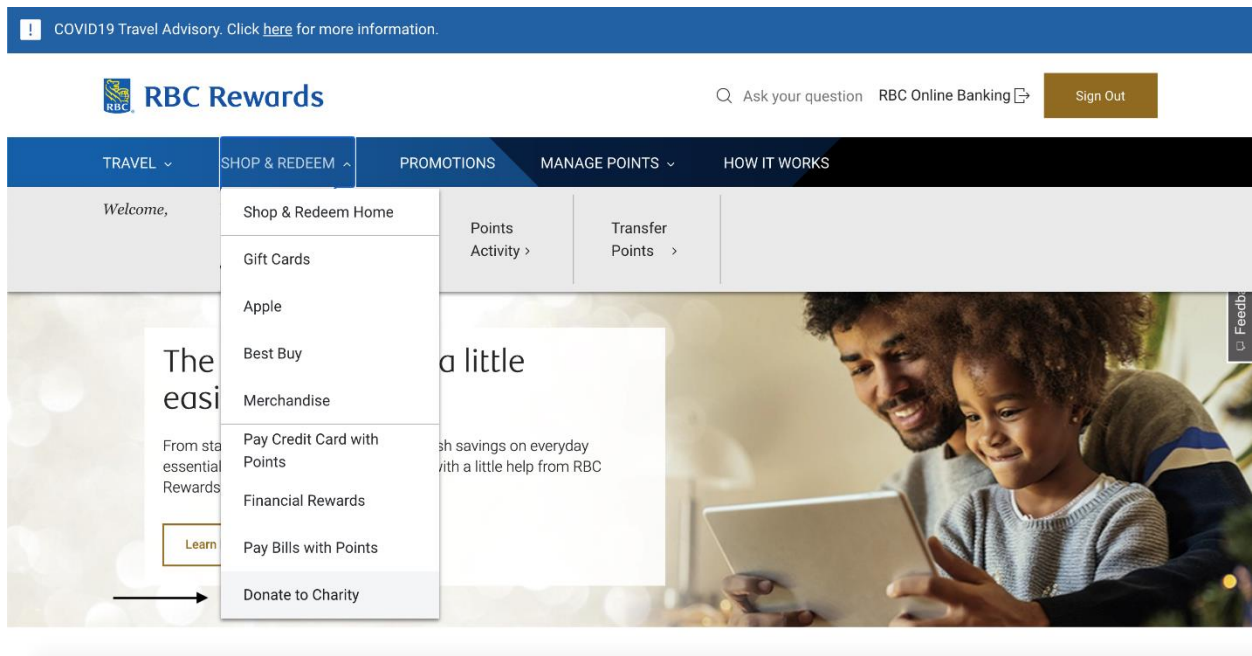


How to donate your RBC Rewards to the David Foster Foundation

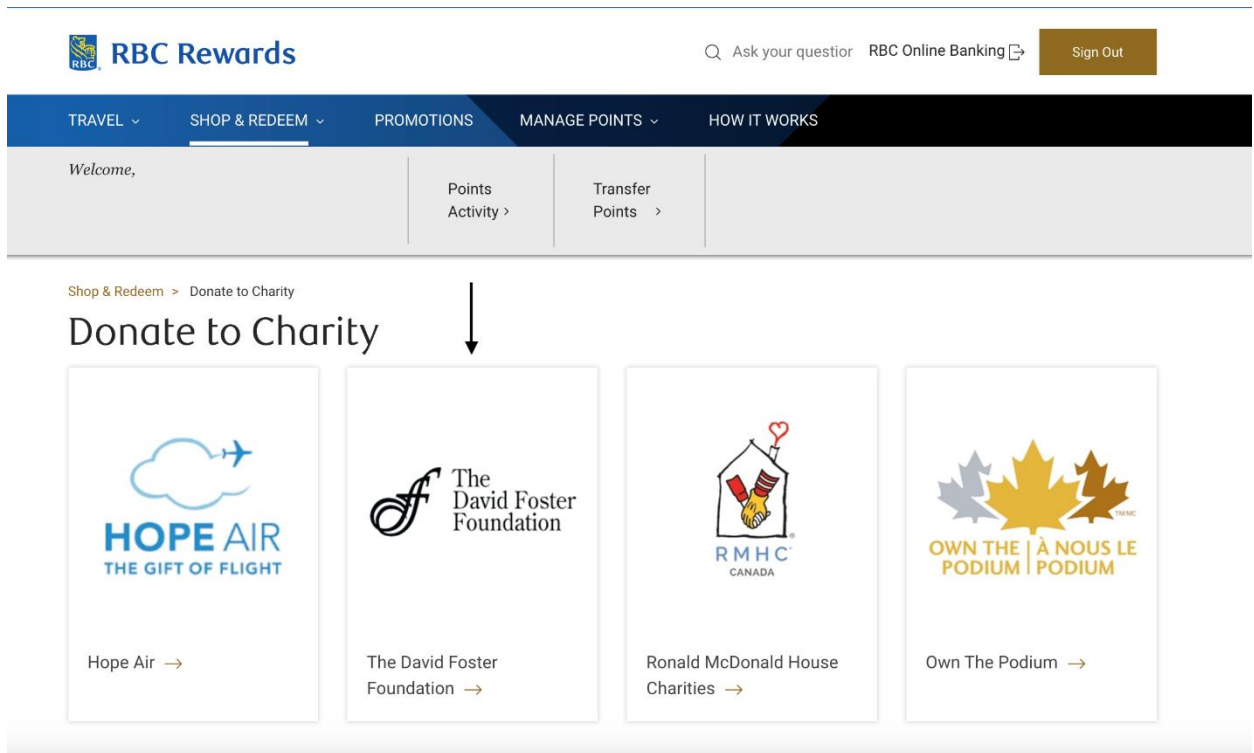
1. Go to <https://www.rbc rewards.com/>
 - a. Select **SHOP & REDEEM** on the top banner.



2. A drop-down menu will appear, select the option **Donate to Charity**.

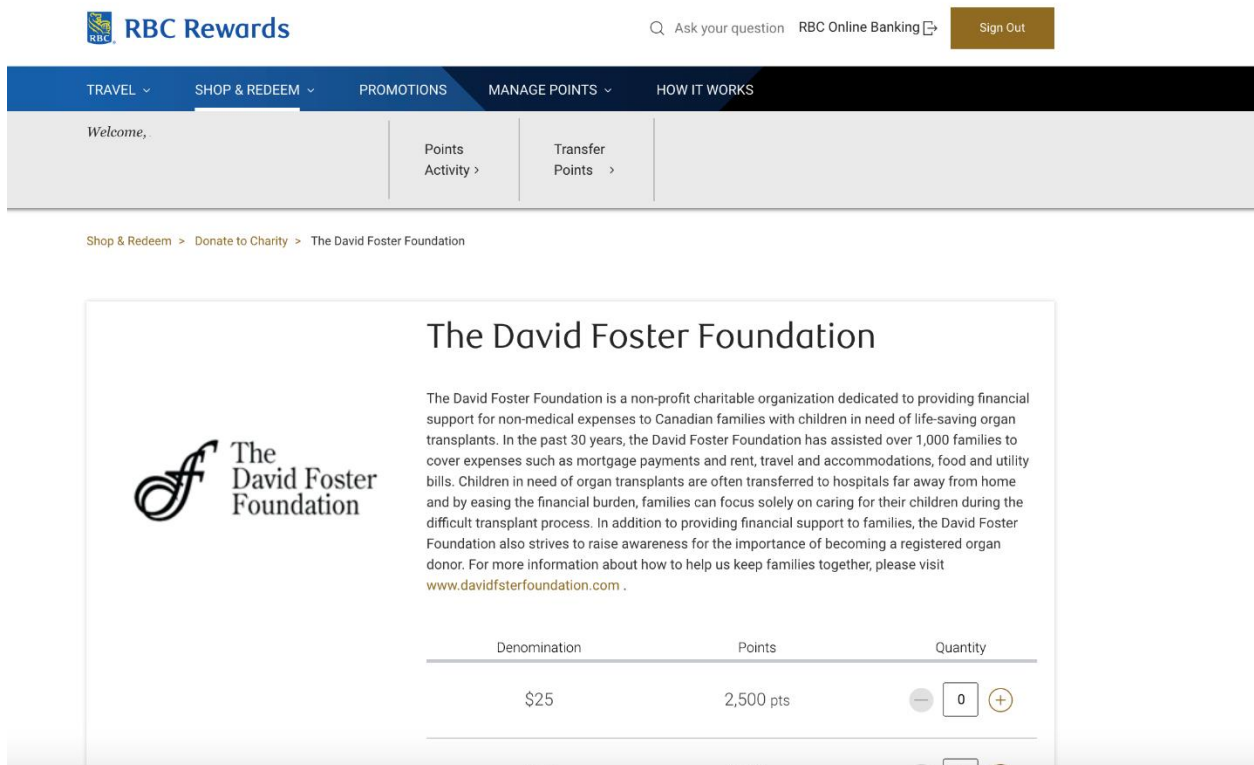


- Once you have selected the **Donate to Charity** option, you will have the option of selecting the charity of your choice.



The screenshot shows the RBC Rewards website interface. At the top, there is a navigation bar with 'RBC Rewards' on the left, a search bar, and 'RBC Online Banking' and 'Sign Out' on the right. Below this is a secondary navigation bar with 'TRAVEL', 'SHOP & REDEEM', 'PROMOTIONS', 'MANAGE POINTS', and 'HOW IT WORKS'. A user is logged in, with a 'Welcome,' message and links for 'Points Activity' and 'Transfer Points'. The main content area is titled 'Shop & Redeem > Donate to Charity'. A downward arrow points to a grid of four charity options: 'Hope Air - THE GIFT OF FLIGHT', 'The David Foster Foundation', 'RMHC CANADA Ronald McDonald House Charities', and 'Own The Podium - À NOUS LE PODIUM | PODIUM'. Each option has a right-pointing arrow.

- Select the David Foster Foundation and you will see donation options.



The screenshot shows the RBC Rewards website interface for the 'The David Foster Foundation' charity page. The navigation bar is the same as in the previous screenshot. The breadcrumb trail is 'Shop & Redeem > Donate to Charity > The David Foster Foundation'. The main content area features the 'The David Foster Foundation' logo on the left and a descriptive paragraph on the right. Below the text is a table with donation options.

Denomination	Points	Quantity
\$25	2,500 pts	<input type="text" value="0"/>